

# 3Shape Dental System

Do more of what you love



3shape 

## Dear dental lab professionals

Research shows that more and more dentists are embracing the predictability, efficiency and improved patient experience enabled by intraoral scanners and software for diagnostics and treatment. Your lab plays a big role in supporting this change. Digital dentists need strong digital partners.

3Shape Dental System is the perfect solution to help you unleash your creativity and be a strong digital partner. Our latest version, Dental System 2020, delivers efficient workflows for the most profitable and in-demand services such as dentures, clear aligners, splints and more. This past year, we also added our fastest scanner ever, the E4, to our scanner portfolio: a winning combination of scanners, seamlessly integrated with our design software to give you the speed, power and freedom to do more of what you love.

Michael Jordan once said, "talent wins games, but teamwork and intelligence win championships." With 3Shape Dental System, you're supported by an unrivaled ecosystem of solutions, technology and partners to choose from.

Dentistry is changing. Labs are the spark.  
Let's change dentistry, together.

**Tais Clausen,**  
Co-Founder of 3Shape

**Rune Fisker,**  
Senior Vice President Product Strategy



# Highlights from 3Shape

## E4 – our fastest lab scanner ever

Get more time to focus on applying your artistic design skills. Our 3Shape E4 scanner with 4 x 5 MP cameras delivers unprecedented scan speeds and efficient die-in-model scanning for high productivity, as well as extremely high accuracy for even precision-demanding cases. Full arch scan - 9 seconds.



## Get going with Digital dentures

3Shape Denture software is the leading denture design software. The intuitive software makes denture production more efficient with simple step by step design workflows and support for the latest manufacturing options.



## Clear aligners to grow your business

Start producing simple clear aligner treatments with 3Shape Clear Aligner Studio. Guided workflows in the software make it easy for you to generate setups and produce aligners with printed models and a vacuum former.



# Trade up to the latest lab scanner technology

Take advantage of the 3Shape trade-up program and start scanning full arches in just nine seconds with the E4! 3Shape has attractive programs for trading up your old 3Shape scanner to our latest technology. We also offer a trade-in program for other scanners so you can get started with 3Shape Dental System.


## **Trade up your old scanner and get a special discount on a new one**

If you have an older 3Shape scanner, you may be eligible for our special trade-up discount promotion. Contact your reseller to discover more.

## **Upgrade to 3Shape Dental System Complete Restorative package**

When you trade-up your scanner, you can also start designing all restorative indications with our special 3Shape Dental System Premium to Complete Restorative software upgrade. Contact your reseller to discover more.

Keep your 3Shape Dental System software and upgrade to a new scanner and a PC





# Do more of what you love, faster and more accurately with the **E4 scanner**

The E4 lab scanner is the fastest and most accurate scanner we've ever made. It scans a full arch in just nine seconds. With 4 x 5 MP cameras for high accuracy and powerful impression scanning and the scanning of dies while they still in the model, the E4 will reduce your scanning steps, save you time, and power up your productivity.

## Double your **speed**

Full arch scan in 9 seconds.

## Double your **accuracy**

Accuracy at 4 microns.

### **Double the cameras**

4 x 5 MP cameras enable scanning of dies in the model omitting extra steps for scanning dies individually.

### **High precision impression scanning**

Enabled by the scanner's 4 x 5 MP cameras.



---

*"I must say the E4 scanner is absolutely worth the investment! It saves us so much time, especially the copy denture feature, it takes less than 4 minutes to scan both jaws."*

**Germen Versteeg**  
Owner, DTL Mediaan

# 3Shape lab scanners for every need

**E1** Essential scanning to digitize your lab



Camera:	2 x 5 MP
---------	----------

Accuracy (ISO 12836):	10 µm
-----------------------	-------

Scan speed (full arch):	40 sec
-------------------------	--------

Scan speed (full arch impression):	130 sec
------------------------------------	---------

Texture:	N/A
----------	-----

Scanning strategy:	Standard
--------------------	----------

**E2** Increases productivity and texture scanning



Camera:	2 x 5 MP
---------	----------

Accuracy (ISO 12836):	10 µm
-----------------------	-------

Scan speed (full arch):	30 sec
-------------------------	--------

Scan speed (full arch impression):	90 sec
------------------------------------	--------

Texture:	B/W
----------	-----

Scanning strategy:	Standard
--------------------	----------

**E3** High performance and implant bar accuracy



Camera:	2 x 5 MP
---------	----------

Accuracy (ISO 12836):	7 µm
-----------------------	------

Scan speed (full arch):	22 sec
-------------------------	--------

Scan speed (full arch impression):	80 sec
------------------------------------	--------

Texture:	Color
----------	-------

Scanning strategy:	Standard
--------------------	----------

## Scan both impressions and gypsum dies – the best of both worlds

Would you like to maintain control by exposing the margin line on a gypsum die, but want to avoid pouring and sectioning an entire model? Combine scans of the impression with scans of individual gypsum dies taken from the same impression to create a single case. This enables you to check details in specific areas much faster.



## E4 Ultra-high speed and accuracy



Camera:	4 x 5 MP
Accuracy (ISO 12836):	4 µm
Scan speed (full arch):	9 sec
Scan speed (full arch impression):	45 sec
Texture:	Color
Scanning strategy:	Die-in-model

## D2000 All-in-one scanning for max volume throughput



Camera:	4 x 5 MP
Accuracy (ISO 12836):	5 µm
Scan speed (full arch):	16 sec
Scan speed (full arch impression):	60 sec
Texture:	Color
Scanning strategy:	Die-in-model & All-in-one



*"The latest version of 3Shape Dental System includes a huge improvement in accuracy with die in impression scanning. We have scanned thousands of silicone impressions with 3Shape and that allows us to skip the model room saving time and money for our clients that use conventional methods."*

**BJ Kowalski**  
ROE Dental Laboratory



# Make dentures digitally and **boost your productivity**

Powerful advancements to 3Shape Denture Design software and new possibilities within manufacturing and materials, make it highly attractive for labs to start producing dentures digitally today. The digital workflow reduces your production costs and improves your efficiency.

## **NEW: Enhanced Gingiva Design**

Designing anatomically realistic gingiva just got faster and simpler. Use preset values or customize your settings to deliver a more natural appearance.

## **NEW: Copy Denture Workflow**

Scan existing dentures and design new ones in a few simple steps. The software automatically generates teeth based on the existing dentures. New dentures can be produced either as a single Monoblock or as separated base and teeth.



*Ivotion monolithic denture  
Image courtesy of Eric Kukucka, Denturist, Canada*

## **NEW: Ivotion disc from Ivoclar Vivadent**

Fabricate a full denture in one uninterrupted milling process using the innovative Ivotion disc from Ivoclar.

Ivotion uses a unique databased 3-dimensional tooth and dental arch geometry in the disc. Ivotion combines teeth and base material in one bicolor disc to deliver an efficient monolithic digital denture solution.

## **NEW: Ivoclar Vivadent patented workflow for 3Shape users**

Ivoclar Vivadent's Ivotion Denture System will be integrated and included in your 3Shape Dental System 2020.

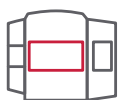
The workflow includes dental treatment steps, simple and guided design steps, tooth libraries, and the automated oversize milling process for discs.

The workflow is available for separate tooth and denture base materials as well as the monolithic milling process with the new Ivotion disc



*"Going digital was the best thing we ever did. The number of patient adjustments is down by over 80%."*

**Esther Schwenning, registered Denturist**  
BC, Canada



Mill

### **Milling for high esthetic dentures**

Milling provides high quality results using proven and esthetic materials. 3Shape integrates with a wide range of milling machines with more being added all the time.



3D print

### **Save costs with 3D Printing**

3D printing enables you to provide a functional denture at lower cost. 3D printers and materials are evolving at a rapid pace and constantly improving durability and esthetics. 3Shape's Denture software is optimized for 3D printing, which promises to revolutionize the denture market.



### **Pre-manufactured teeth**

If you prefer to use pre-manufactured teeth, you can choose from a wide range of denture teeth libraries shown below. Either Mill or 3D print the denture bases and glue in the pre-manufactured teeth.

## Access to major teeth providers

Dental System supports major denture teeth libraries enabling you to choose your preferred manufacturer. We are constantly adding more libraries to give you the most versatile denture solution.

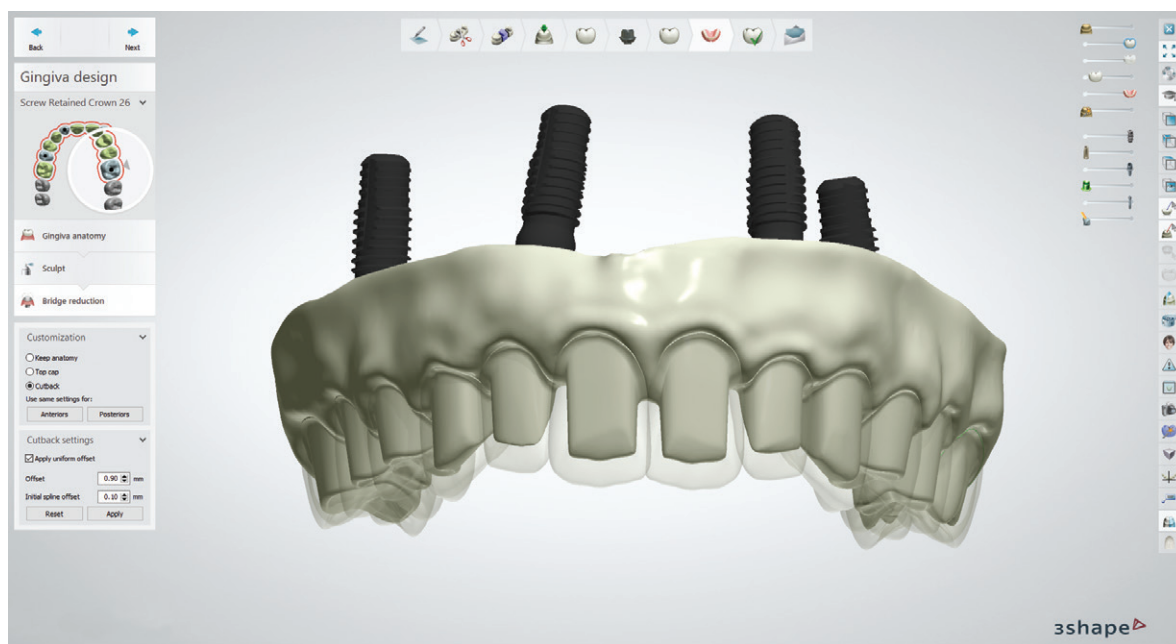


# See what's new in 3Shape Dental System 2020

3Shape Dental System 2020 enables you to do more of what you love, smarter and faster with enhanced workflows for improved productivity and more stability than ever.

## **NEW:** High esthetic implant bridges just got easier with the new reduced implant bridge workflow

Design highly esthetic and functional full anatomical bridges easier than ever before with our new all-in-one reduced implant bridge workflow. You get the flexibility to offset or design thimbles in just a few clicks. You can combine any type of cutback option or leave a full anatomical crown. Final crown shape can also be used to create optimal anatomically correct restorations, as well as lingual bands and facial cutbacks.



## **NEW:** Access 3Shape Academy tutorials directly

Directly access more than 130 3Shape Academy tutorials inside the Dental System software in just a click, to help you advance with your design.

## **NEW:** Simpler material management

New filter enables easy browsing for materials in the order form. Place your favorite materials at the top of the list for fast access.



# More flexibility with additional scans

## **NEW:** Save combined models and designs

Merge all selected models into one and save the combined design for future use. Any information added is saved in the extended scan.

## **NEW:** Morph designs to additional scans

Morph designs to additional case scans with the new Smile Composer® tool. No need to rely on one pre-preparation, you can upload a wax-up, previous design, or mock-up, to replicate during modeling.



# Drive efficiency with Lab Management System integration

**NEW:** You no longer need to fill in case information in both your Dental System and Lab Management System forms. 3Shape Dental System 2020 is now integrated with four of the major Lab Management Systems and automatically transfers case information to save you time!

## Synchronize case information and status

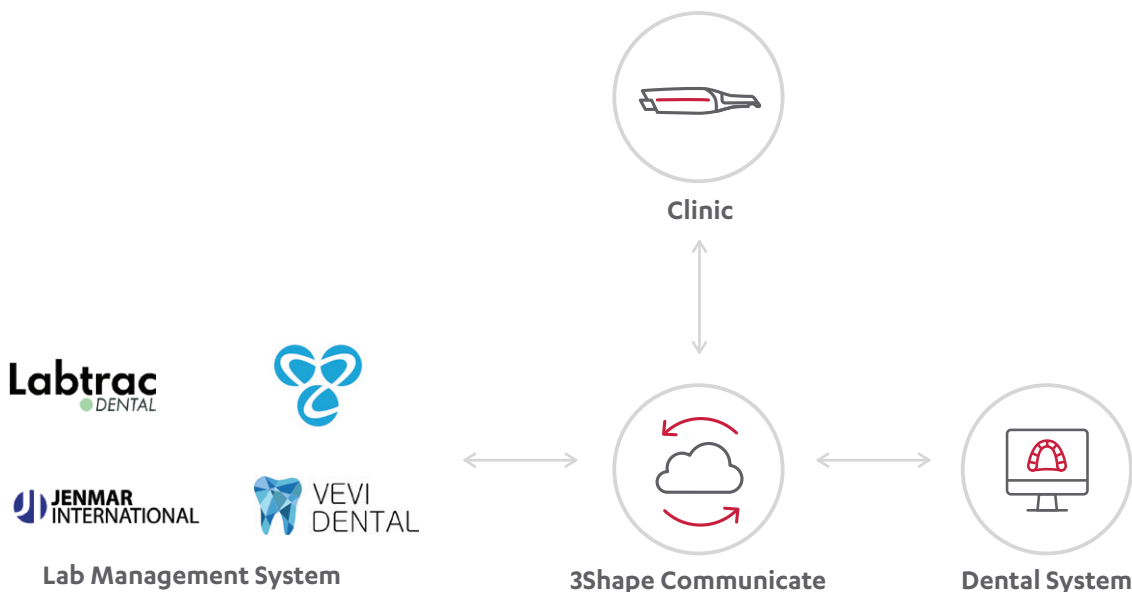
3Shape Dental System automatically synchronizes case information and status with your Lab Management System. So, you don't need to enter information twice and you can use your Lab Management System as a core planning tool too.

## Integrate with global LMS providers

3Shape Dental System is fully integrated with LMS providers: Jenmar, Labtrac, MagicTouch and VeviDental.

## Exclusive to 3Shape Dental System

3Shape Dental System is the only lab software in the market to provide integration with major Lab Management System providers.



Create the order in your Lab Management system and synchronize it directly with Dental System through Communicate®. 3Shape TRIOS® scans from your dentist go to both Dental System and your Lab Management system

# Get help when you need it from **design services**

Take advantage of design services to get extra help when you need it most. Design services can also help you to add new indications to your lab's services and expand your business.



## **Use for peak periods**

Get a helping hand during peak periods, emergencies or absences – or when just you need to leave early.



## **New indications**

With Dental System, you're connected to design service providers so you can offer new indications to your customers.



## **Connect through 3Shape ecosystem**

From crown and bridge to implantology, removables and orthodontics, connect-direct via 3Shape Communicate® to design service partners. Manufacturer the designs in-house or with partners.

Connect with **FullContour** –  
a 3Shape design service partner



**FULLCONTOUR**  
DESIGN SERVICES

## **Seamless integration**

FullContour is seamlessly integrated with 3Shape Dental System. You can access the FullContour's design platform with one click in Dental System. FullContour is the first 3Shape Design Partner offering design for all indications to customers in USA and Europe in English, German and French. Go to [fullcontour.com](https://fullcontour.com) for more information.



# Augmented reality with IvoSmile

3Shape Dental System 2020 will be integrated with IvoSmile® augmented reality app by Ivoclar Vivadent. The integration enables your lab to receive patient face images, including the proposed aesthetic treatment, right from the app to your Dental System. You can then design the restoration using actual patient images and send the design back to the IvoSmile app for review by the doctor and patient.

## Fabulous Smiles by the book

Globally renowned technicians, Przemek Seweryniak and Kate Brantvik have created a unique smile design platform that begins with their book, "Fabulous Smiles." The dental community has embraced the innovative new platform, making use of both the book and 3Shape Dental System software. The workflow enables labs, doctors, and patients working together, creating beautiful smiles. Dental System is the only software in the market integrated with the platform.



Discover more: [www.fabsmilesbook.com](http://www.fabsmilesbook.com)

1. **Excite** your patient  
Use IvoSmile® app to visualize the treatment



2. **Send** treatment proposal to Lab  
Share the design and patient images



**3Shape  
Communicate**

3. **Design** in Dental System  
Design final treatment based on IvoSmile® case



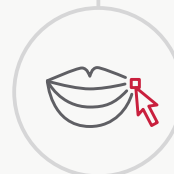
4. **Send final design** for approval\*  
Send finalized design back to IvoSmile® app



#### Fabulous Smiles workflow



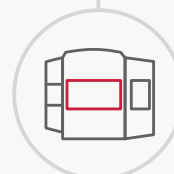
1. **Choose a smile** from  
the "Fabulous Smiles" book



2. **Smile Design**  
using library from  
the selected smile



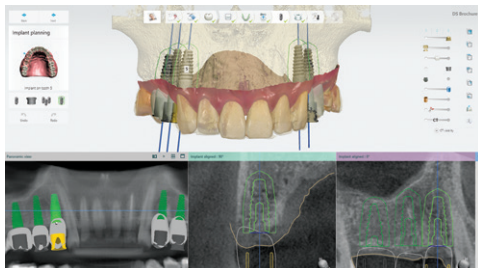
3. **Send Smile Design**  
to Lab for exact physical  
replication



4. **CAD design and manufacture**  
using corresponding 3D smile library  
in Dental System (TRIOS® scanned)

# Be your dentists' #1 partner for implants

Provide implant services and secure the restoration order! Boost your 3Shape Dental System with 3Shape Implant Studio® software to easily design and produce surgical guides, and offer implant planning as a service. With 3Shape Implant Studio, you are your dentists' preferred partner for implant services.



## **Deliver implant planning and surgical guides with Implant Studio**

Easily plan single to fully-edentulous implant positions based on an initial crown design, or apply planning received from the dentist. Use 3Shape Communicate® (or other communication tools) to quickly share and confirm your planning results. Then design and produce tooth- and bone-supported\* guides based on the implant planning.



## **Provide the complete implant restoration package**

When you deliver the implant planning and surgical guides to your doctor, you improve your chances of winning the full restorative work. Once you've secured the order, use Dental System to easily create customized healing and final abutments, temporary screw-retained crowns and bridges, and the final prosthetics.

## **Optimize case communications with your partners**

Take advantage of 3Shape implant software and Dental System to optimize digital case communications with your dentists. This enables you to be a strong partner from the early planning of the case to the design and final restoration package. Besides securing restorative work, you build a stronger relationship with your dentist as a dependable service partner.

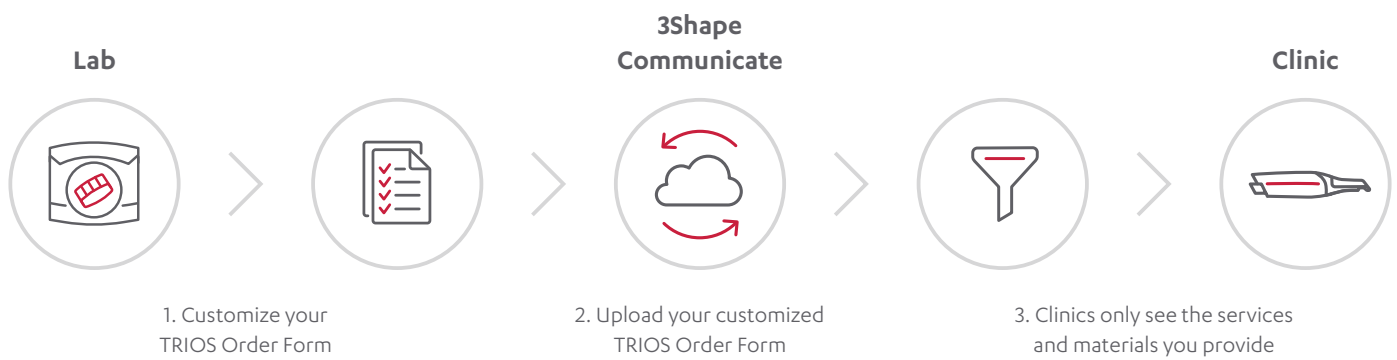


\*Bone-supported surgical guides are not cleared by the FDA for clinical use in the USA.



# Dentists are going digital. Get connected!

More and more dentists are taking impressions digitally and using software to engage their patients. Your lab's ability to work with intraoral scans is essential. 3Shape makes it easy for you to connect and receive intraoral scans and market your lab to practices. And now with new 3Shape TRIOS® customizable order form, you can make sure practices only see the services and materials your lab provides.



## **NEW:** Customize the TRIOS order form specifically to your lab

Now you can customize the TRIOS Order Form in your 3Shape Communicate® to only include the materials and indications your lab offers. That means clinics only see and order indications and materials your lab provides.

See [www.3shape.com/triosready](http://www.3shape.com/triosready) for more information.



# Join the 3Shape Community

With more than 10,000 members, the 3Shape Community is your professional platform to broaden your knowledge and connect with labs and clinics around the globe. If you want to share your work, use the Community to post case studies or just start a discussion in the forum. It's free to be a member.

## Get help with your 3Shape product

Take advantage of how-to guides, training videos and tutorials on design workflows, system configurations and tips and tricks – all in the Community.

## Support forum

Get answers to your questions direct from specialists and take advantage of the case study library.

## Network with colleagues

Discuss CAD/CAM dentistry, share your experiences, and find answers on the forum or check the event calendar to discover courses, events and webinars.

Join the 3Shape Community at  
[community.3shape.com](https://community.3shape.com)



# Make simple **clear aligner** treatments right in your lab

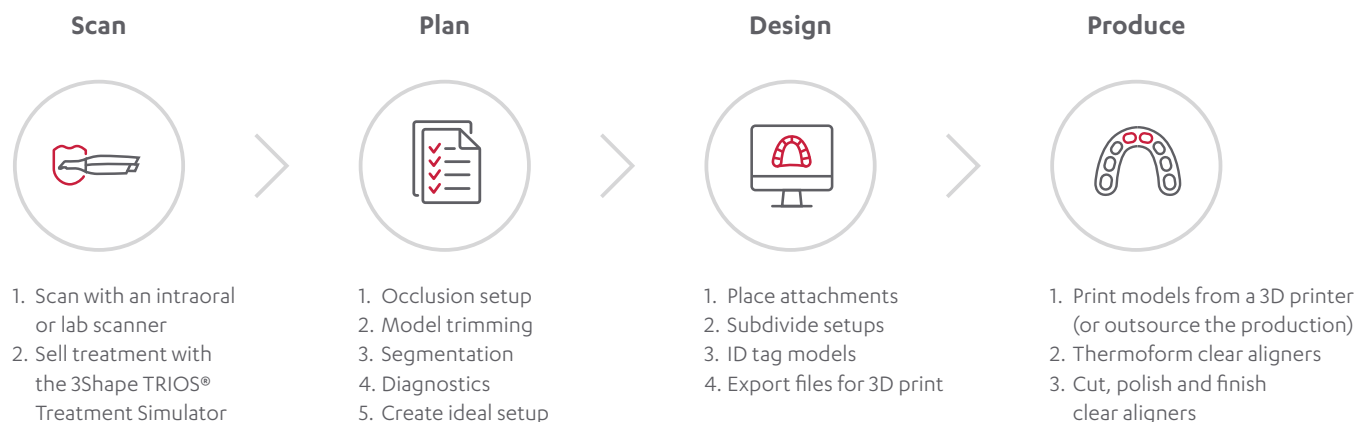
Clear aligners are easy to do with 3Shape Clear Aligner Studio. The step-by-step solution is the fast and easy way for you to add clear aligners to your lab's services.

## Start with simple clear aligner treatments

Clear Aligner Studio's automated features and guided workflows make it easy to create simple clear aligner treatments like anterior cases. Just print your models and vacuum form the aligners.

## Open design and production options and partners

3Shape Clear Aligner Studio is compatible with a wide range of 3D printers and vacuum forming machines. You can also choose to outsource design to 3Shape design service partners for the setup and staging and production to qualified 3Shape manufacturing partners.



3Shape Clear Aligner Studio is available as an add-on module to Dental System.



*"3Shape's software has made it very easy for us to move into this new market. Since we started offering clear aligners, we have probably tripled the amount of customers in the past few years."*

**Bernhard Egger**  
Owner, Natural Esthetics

# Tailor to your needs

## 1. Choose your scanner

E1

Essential scanning to digitize your lab



E2

Increases productivity and texture scanning



E3

High performance and implant bar accuracy



E4

Ultra-high speed and accuracy



D2000

All-in-one scanning for max volume throughput



## 2. Choose your design software

### Complete Restorative

Get all indications from the Premium and Removable packages plus all available restorative add-ons to design abutments, implant bars, models and more at an attractive price.



### Premium

Design all indications from the Crown & Bridge package plus splints, digital temps, digital smile design, RealView, telescopes, post & core and more.



### Crown & Bridge

Design full anatomies, bridges, copings, frameworks and wax-ups. Use CAD points to provide advanced indications.



### Removable

For labs that specialize in providing full and partial dentures.



### Scan Only

The easy way to go digital! Receive 3Shape TRIOS® cases or scan gypsum models and send to an external design service.



### Optional Add-Ons and CAD Points

Supplement your solution with add-on modules to offer abutments, implant bars and bridges, models, dentures and more. Or, purchase CAD Points to use on a case-by-case basis for indications not included in your package.



### 3. Choose your service package to your needs and budget

#### LabCare subscription package

---

##### Authorized support

Get help from experts in your local language and time-zone \*

---

##### Software upgrades

Get all new software releases with the latest developments including libraries, workflows and tools

---

##### Wide range of training options

Access to hands-on training events and lectures held by authorized 3Shape experts and renowned speakers \*

---

##### 25% discounts

on additional seats  
on subscription of additional seats  
on 3Shape Academy training at a local 3Shape facility\*

---

##### Protect your investment

5-year warranty and replacement service with purchase of E4 or D2000 scanners\*\*



##### Pay for support

Charged per case

---



##### No upgrades

You get the software version corresponding to the year of purchase

---



##### No expert training

Self-training using available 3Shape videos and manuals

---



##### No discounts

Not eligible for special offers

---



##### No options

No option for warranty and replacement service

\*Subject to availability in your country

\*\*For other scanners, you can purchase 3Shape's Warranty and Replacement service separately



# The widest range of treatment workflows

Single crowns



Full anatomical bridges



Temporaries



Virtual diagnostic wax-ups including models



Maryland Bridges



Copings



Table-tops and non-prepared veneers



Splints



Framework bridges



Crowns and bridges with facial cutback



Primary telescope



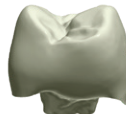
Secondary telescope



Inlays, onlays and veneers



Post retained crown (Richmond crown)




Standard post and core




Positioning guides



Customized impression trays



Digital Smile Design & RealView



3Shape is renowned for its unrivaled range of treatment workflows covering the diverse needs and preferences of dentists and their patients. Choose the right software package according to your needs and later expand your portfolio with more services to stay ahead. See [3shape.com/lab](https://3shape.com/lab) for more details.

Single arch dentures



Dentures



Removable partial dentures



Customized impression trays



Implant models with analogs



Implant bars



Screw retained crowns with cutback



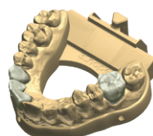
Implant frame bridges



Customized impression trays for implant cases



Crown and bridge models



Screw retained bridges



Customized abutments



Screw retained crowns



IvoSmile®



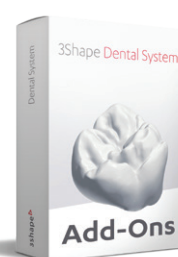


Clear Aligners



Implant planning and surgical guides



Orthodontics and appliances



# About 3Shape

3Shape is changing dentistry together with dental professionals across the world by developing innovations that provide superior dental care for patients. Our portfolio of 3D scanners and CAD/CAM software solutions for the dental industry includes the multiple award-winning 3Shape TRIOS® intraoral scanner, the 3Shape X1® CBCT scanner, as well as market-leading scanning and design software solutions for both dental practices and labs.

Two graduate students founded 3Shape in Denmark's capital in the year 2000. Today, 3Shape employees serve customers in over 100 countries from 3Shape offices around the world. 3Shape's products and innovations continue to challenge traditional methods, enabling dental professionals to treat more patients more effectively.

Let's change dentistry together

## Why 3Shape?

Fast scanners with ISO-documented high accuracy

Intuitive software with a wide range of indications

Training and support provided by 3Shape Academy and customer care teams

The choice of more than 20,000 labs around the world

Contact your reseller regarding availability  
of 3Shape products in your region.

82602759 3Shape Dental System 2020 Broch EN

© 3Shape A/S, 2020. All rights reserved.  
The 3Shape name and logo and/or other trademarks mentioned herein  
are trademarks of 3Shape A/S, registered in US and other countries.

3shape 